

FLO FAB

Expansion Tanks

Series BT



www.flofab.com

Manufacturer of Pumps, Tanks, Heat Exchangers & Accessories
for HVAC Market After-Sales Parts and Services

**ASME Pressurized Bladder Type Expansion Tanks -
Series BT Bottom Connection**

Manufacturer of Pumps, Tank, Heat Exchangers & Accessories
for HVAC Market After-Sales Parts and Services

FLO FAB INC
LAKE WORTH,
FLORIDA, USA

ASME Tanks

BT Series

REPLACEABLE BLADDER EXPANSION TANK WITH BOTTOM SYSTEM CONNECTION



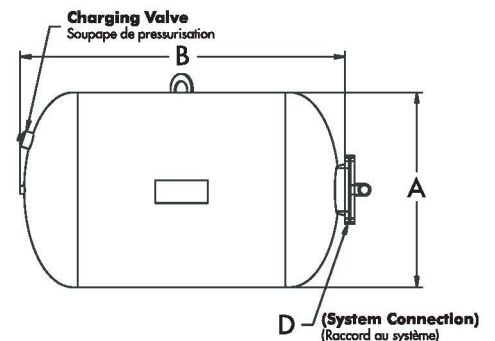
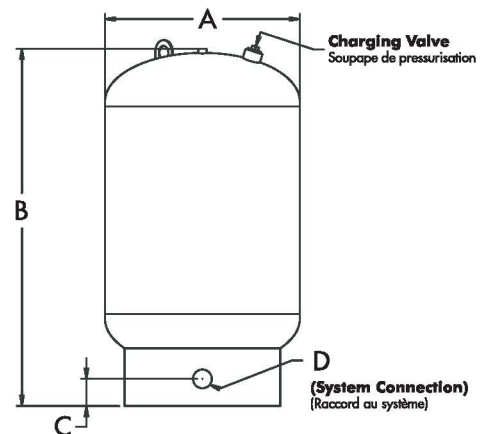
- Constructed in accordance with the ASME, Section VIII, Div. 1
- Constructed in accordance with CSA B.51
- Designed pressure of 125 PSI (862 kPa)
- Designed temperature of 240°F (115°C)
- Carbon steel construction
- Butyl replaceable bladder
- Carbon steel bottom system connection (for better efficiency)

OPTIONS:

- Sight glass
- Antiseismic brackets
- External epoxy finish
- Horizontal with saddles floor mounting
- Horizontal with straps ceiling mounting
- Off centered system connection for Hydropneumatic tank
- 304 Stainless steel connection for Hydropneumatic tank
- 316 Stainless steel connection for Hydropneumatic tank
- 150 psi rating
- 200 psi rating
- 500 psi rating
- Galvanized Carbon steel connection

DIMENSIONS

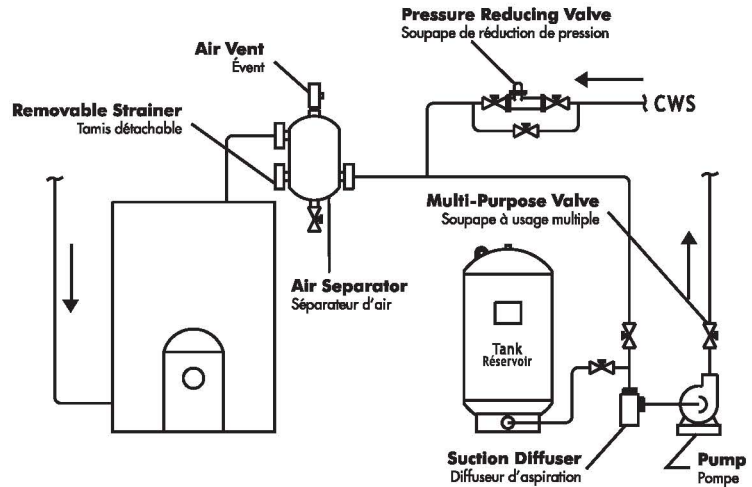
Models Modèles	Total Volume Volume total		A X B		C		D (NPT)		Weight Poids	
	gal gal	L L	in X in po X po	mm X mm mm X mm	in po	mm mm	in po	mm mm	Lbs lb	kg kg
BT-12V	3	12	12 X 18	305 X 457	2	50	3/4	19	145	66
BT-25V	6.5	25	12 X 24	305 X 610	2	50	3/4	19	160	73
BT-35V	9	35	12 X 30	305 X 762	2	50	3/4	19	170	77
BT-50V	13	50	16 X 27	406 X 686	2	50	3/4	19	205	93
BT-75V	20	75	16 X 34	406 X 864	2	50	3/4	19	225	102
BT-100V	26	100	16 X 42	406 X 1067	2	50	3/4	19	245	111
BT-132V	35	132	16 X 55	406 X 1397	2	50	3/4	19	270	123
BT-160V	42	160	24 X 35	610 X 889	2	50	1	25	305	139
BT-200V	53	200	24 X 40	610 X 1016	2	50	1	25	325	148
BT-250V	66	250	24 X 47	610 X 1194	2	50	1	25	350	159
BT-300V	79	300	24 X 54	610 X 1372	2	50	1	25	380	173
BT-400V	106	400	24 X 67	610 X 1702	2 1/2	64	1 1/4	32	435	198
BT-500V	132	500	24 X 80	610 X 2032	2 1/2	64	1 1/4	32	485	220
BT-600V	159	600	30 X 66	762 X 1676	2 1/2	64	1 1/4	32	535	243
BT-800V	211	800	30 X 84	762 X 2134	2 1/2	64	1 1/4	32	625	284
BT-1000V	264	1000	36 X 77	914 X 1956	3	76	1 1/2	38	803	365
BT-1200V	317	1200	36 X 89	914 X 2261	3	76	1 1/2	38	905	411
BT-1400V	370	1400	36 X 101	914 X 2565	3	76	1 1/2	38	995	452
BT-1600V	423	1600	48 X 76	1220 X 1930	3 1/2	89	2	50	1290	586
BT-2000V	528	2000	48 X 89	1220 X 2261	3 1/2	89	2	50	1465	666
BT-2500V	660	2500	48 X 106	1220 X 2692	3 1/2	89	2	50	1690	768
BT-3000V	793	3000	48 X 123	1220 X 3124	3 1/2	89	2	50	1920	872
BT-4000V	1057	4000	60 X 111	1524 X 2819	4	102	2 1/2	64	2850	1295
BT-5000V	1321	5000	60 X 129	1524 X 3277	4	102	2 1/2	64	3280	1491



Détails d'installation/Installation Details

SIMPLE INSTALLATION

INSTALLATION SIMPLE

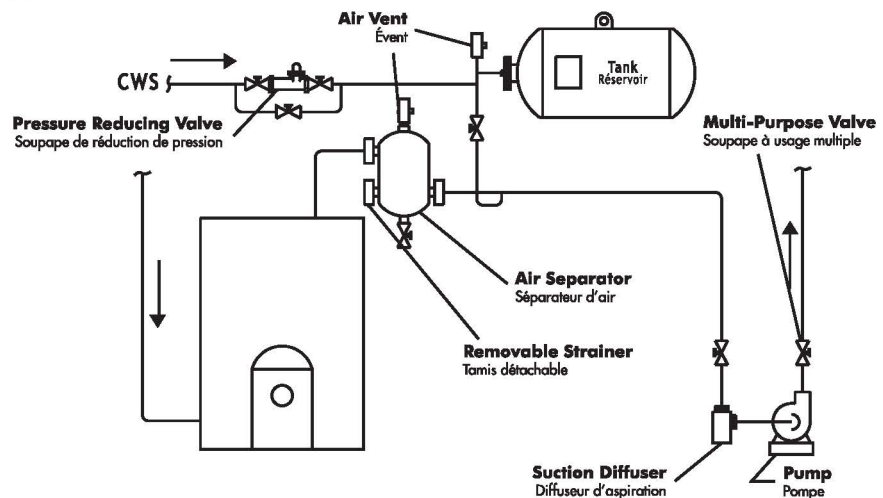


HORIZONTAL INSTALLATION

(OPTIONAL)

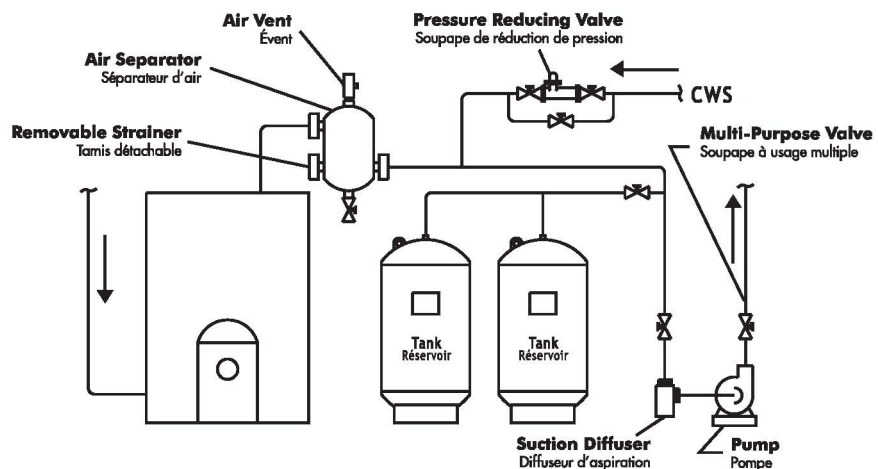
INSTALLATION HORIZONTALE

(OPTIONNELLE)



MULTI INSTALLATION

INSTALLATION MULTIPLE



FF

FLO FAB



**Manufacturer of Pumps, Tanks, Heat Exchangers & Accessories
for HVAC Market After-Sales Parts and Services**

www.flofab.com

FLO-FAB INC
LAKE WORTH,
FLORIDA, USA

SEPTEMBER 2009